

# St Oswald's Secondary

## Transition Booklet



# Introduction

Transition is just another word for change

Transitions are the moves children and young people make from primary to secondary, from stage to stage and through Curriculum for Excellence levels. Transitions are part of everyone's life. When transitions work well they help children and young people to develop confidence and acquire skills to manage future changes in their lives.

The vast majority of children and young people look forward to moving on in learning and in life but for some children transitions can be challenging and support from parents and staff at school can help the transitions go more smoothly.

Some children may need particular help perhaps including some other agencies to ensure that they feel confident about the transitions. It helps children at all transitions if staff and parents:

- Talk with them about what is going to happen.
- Encourage them to talk about any concerns or anxieties.
- Listen carefully to their concerns and consider sharing them with other relevant people.
- Help them become familiar with the new setting and what will be expected of them.



# Areas for **St Oswald's Secondary**



This is the **Entrance**.  
It is on the ground floor.



This is **Home Economics**  
It is on the first floor.  
This is where Breakfast Club runs.



This is a **Classroom**.  
It is on the first floor.



This is the **Fuel Zone**.  
where you get lunch.  
It is on the ground floor.



This is **Fuel Zone**.  
where you eat lunch  
It is on the ground floor.



This is the **Janitor**.  
He is on the ground floor.



This is **ICT**.  
It is on the first floor.



This is **Technical**.  
It is on the ground floor.



This is **Wellbeing**.  
It is on the second floor.



## Teachers at **St Oswald's Secondary**



This is **Mrs Seery**  
She is the Head  
Teacher of St Oswald's  
and St Margaret Mary's



This is **Mrs Malley**  
She is the Head of  
School.



This is **Mr Muirhead**  
He is the Depute.



This is **Ms Livingston**  
She is a PT and  
teaches Social  
Subjects



This is **Mr McBride**  
He is a PT and  
teaches Maths.



This is **Ms O'Donnell**  
She teaches Art.



This is **Mr Halliday**  
He teaches  
Technical.



This is **Ms Sheridan**  
She teaches Spanish



## Teachers at **St Oswald's Secondary**



This is **Ms Sheehy**.  
She teaches ICT



This is **Mrs Carroll**.  
She teaches Religious  
Education.




This is **Sister Pauline**.  
She teaches Maths



This is **Mrs Powell**.  
She teaches Music



This is **Mrs Wakkaf**  
She teaches English.



This is **Mr Farrell**  
He teaches English.



This is **Mrs Flanagan**  
She teaches Home  
Economics.



This is **Mrs Lewis**.  
She teaches Physical  
Education.



## Support for Learning Workers at St Oswald's Secondary



**Mrs Belton**



**Mrs McMahon**



**Ms Thomson**



**Mr Molloy**



**Mrs McKittrick**



**Mrs McLuskey**



**Mrs McFadyen**



**Ms McAndrew**



The uniform is;

- black skirt or black trousers,
- white shirt,
- black pullover or black school hoodie and
- a St. Oswald's tie.



You will come to school and leave school in a taxi.  
You may share a taxi with other pupils.




You will come in via the St. Oswald's entrance on the ground floor.  
This is where the taxi will drop you off in the morning.



You will be able to use our free breakfast club in the morning,  
This is in the Home Economics room and is available from 8.30am.



You will line up in the corridor outside each class.




You will start your day by going to your Tutor group.  
This is where you will get registered by your tutor teacher.

Monday	Tuesday	Wednesday	Thursday	Friday

You will receive a visual timetable on your first day of school.

The school has a 6 period day.



You will receive a school diary.

This is to make sure you keep organised and prepared for school throughout the school day.




You will be escorted by additional support workers.

The support workers wear purple uniforms like this ...



Interval is 10.30am till 10.50am

Lunch is 11.55am till 12.35pm



You have your breaks in the Fuel Zone where you are supervised by staff.



You will put your jacket on the back of your chair in the classroom.

In practical subjects, you will hang your jackets on pegs.






You will share a class with no more than 10 pupils.



Your classes will be on the ground floor, first floor and second floor.  
Most classrooms are on the first floor.



Literacy jotters will be lined.  
Numeracy jotter will be squared.  
You will also work on an iPad.



You will also bring a PE kit with you which consists of St. Oswald's black t-shirt, shorts and trainers.



Your teachers' names will be on your visual timetable.



You share the Fuel Zone and the corridors with pupils from St Margaret Mary's.





If you need help you can speak to your pastoral care teachers; Mrs Livingston/Mr Mc Bride.

Or

Mrs Malley & Mr Muirhead



You will go to the ash pitches during a fire drill.

You will line up in your Tutor class alongside your Tutor teacher.




We have First Aid area in the school if you hurt yourself or if you need to take medication.



You will also get opportunities to pick extra curricular Activities through Well-being Wednesday and Friday House Events.

You can choose your activities each term.



We have a 'Well-Being Room' on the first floor.

This is used for drama therapy and well-being therapy.

You'll get to meet Sarah there.



**For  
Parents and  
Guardians**

The school has a school app that you can access and a school website for useful information.

We will send letters home or text messages to keep parents/guardians informed of useful information.



I'm looking forward  
to...



I'm a bit nervous  
about...